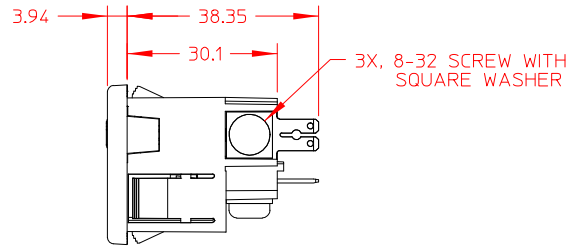
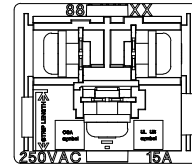


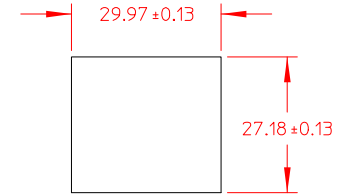
88241100 & 88242100  
QUICK DISCONNECT CONTACTS



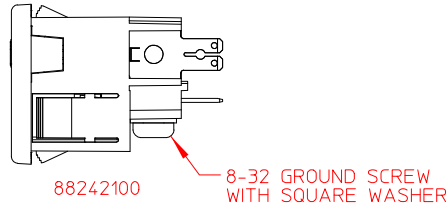
88241100



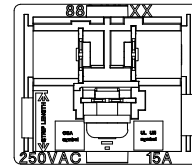
88241100



PANEL CUTOUT

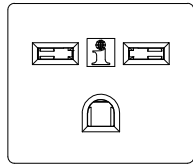


88242100

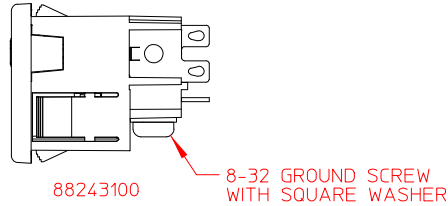


88242100

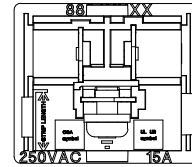
NOTES:  
1. PANEL THICKNESS RANGE .81mm TO 2.0mm  
(.032" TO .079"). THIS INCLUDES ANY  
FINISH, SUCH AS POWDER COAT.



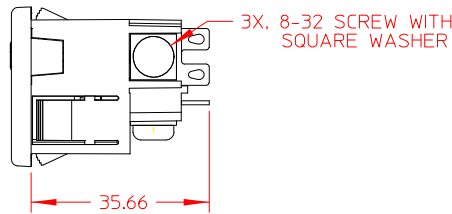
88243100 & 88244100  
SOLDER TAB CONTACTS



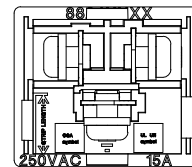
88243100



88243100



88244100



88244100

THIS DOCUMENT AND ITS CONTENTS ARE THE PROPRIETARY, CONFIDENTIAL PROPERTY OF INTERPOWER CORPORATION. NO USE OR COPIES MAY BE MADE WITHOUT WRITTEN PERMISSION FROM INTERPOWER.

DIMENSIONS IN: MM		TITLE	
DRAFT BY: BEM DATE: 8-25-15		NEMA 6-15 SNAP-IN ASSEMBLIES	
DRAFTING APPROVAL: SRK DATE: 8-25-15		PART NUMBER: 88241100, 88242100, 88243100, 88244100	
MATERIAL:		DO NOT SCALE	
		SHEET 1 OF 1	
		INTERPOWER CORPORATION	

REV	DATE	BY	CHANGE DESCRIPTION
1	7		INITIAL RELEASE
2D	3D		
REV			