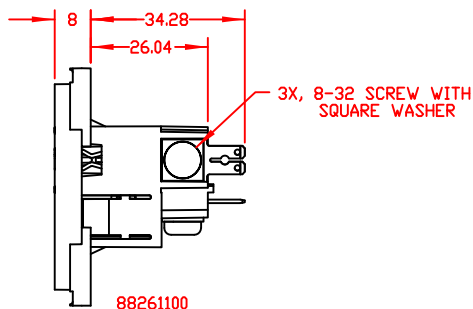
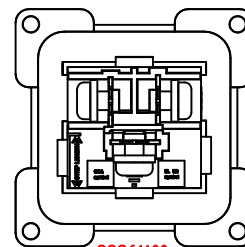


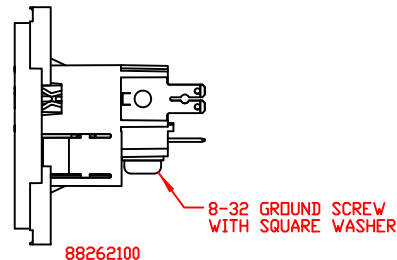
88261100 & 88262100  
QUICK DISCONNECT CONTACTS



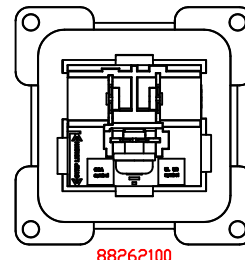
88261100



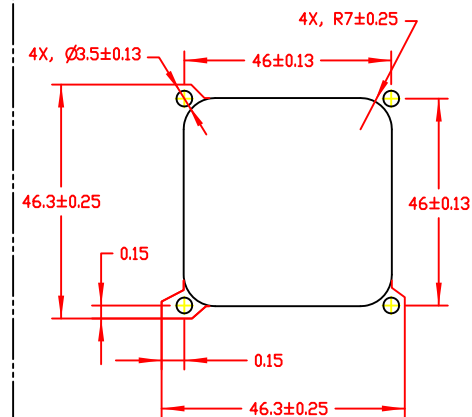
88261100



88262100

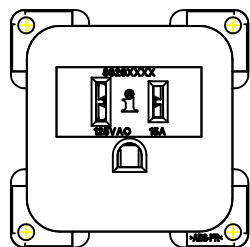


88262100

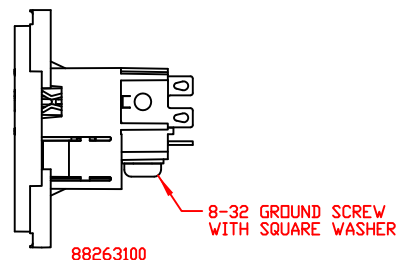


THIS PANEL CUTOUT IS RECOMMENDED WHEN USED IN COMBINATION WITH THE 88052XXX FAMILY OF SOCKETS

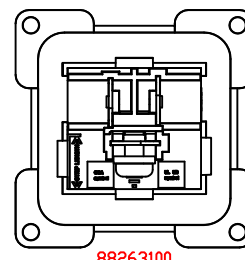
NOTES:  
1. RECOMMENDED DIAMETER FOR THRU-HOLE (SCREW/NUT COMBINATION) HARDWARE MOUNTING METHOD. OTHER METHODS WILL REQUIRE HOLES WITH DIFFERENT DIMENSIONS AND PARAMETERS.



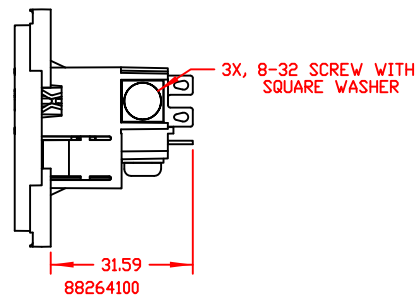
88263100 & 88264100  
SOLDER TAB CONTACTS



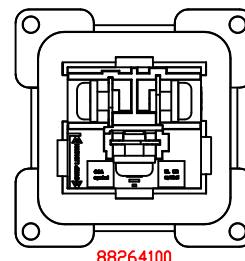
88263100



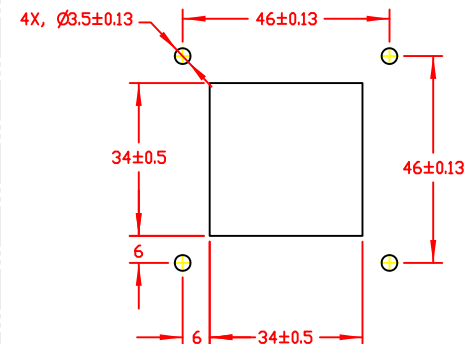
88263100



88264100



88264100



THIS PANEL CUTOUT IS RECOMMENDED FOR ALL OTHER APPLICATIONS

THIS DOCUMENT AND ITS CONTENTS ARE THE PROPRIETARY, CONFIDENTIAL PROPERTY OF INTERPOWER CORPORATION. NO USE OR COPIES MAY BE MADE WITHOUT WRITTEN PERMISSION FROM INTERPOWER.

DIMENSIONS IN: MM

TITLE BLACK NEMA 5-15 SCREW  
MOUNT ASSEMBLIES

DRAFT BY: BEM DATE: 9-30-13

PART NUMBER: 88261100, 88262100  
88263100, 88264100

DRAFTING APPROVAL: SRK DATE: 9-30-13

MATERIAL:

DO NOT SCALE

SHEET 1 OF 1

INTERPOWER CORPORATION

1	2	INITIAL RELEASE	10/07/13	DDF
2D	3D	CHANGE DESCRIPTION	DATE	BY
REV				