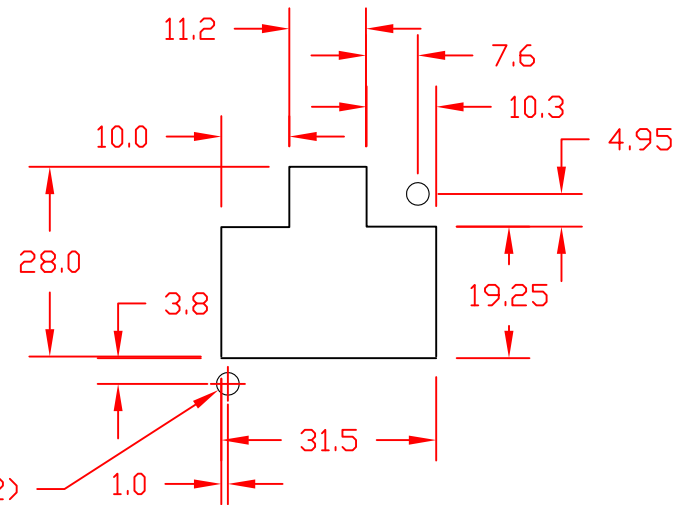
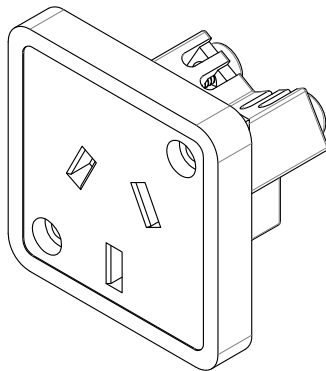
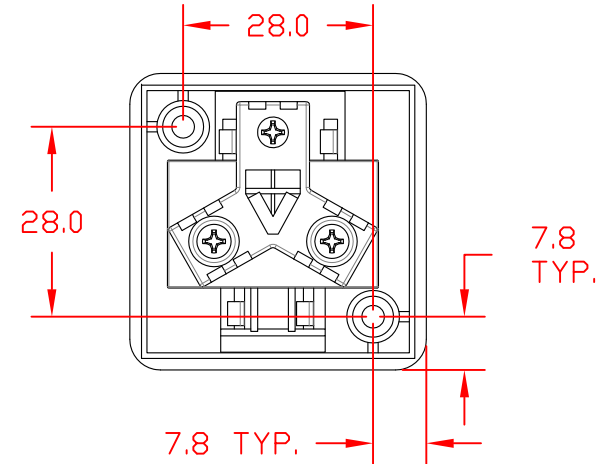
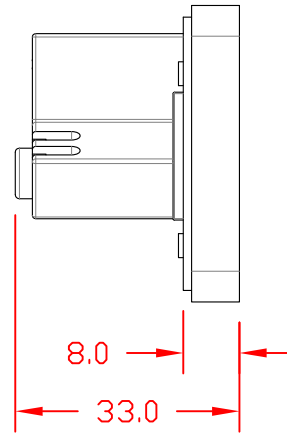
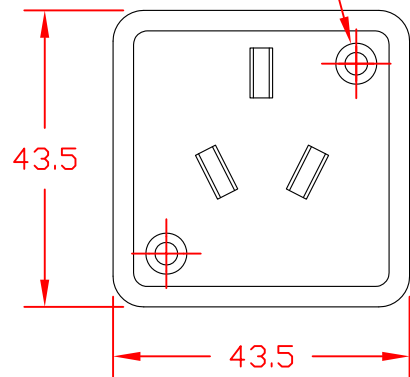


2X Ø3.3 THRU ALL
 □ Ø6 ▽ 2.8



Recommended Cutout: Front Mounting

NOTE 1: RECOMMENDED DIAMETER FOR THRU-HOLE (SCREW/NUT COMBINATION) HARDWARE MOUNTING METHOD. OTHER METHODS WILL REQUIRE HOLES WITH DIFFERENT DIMENSIONS AND PARAMETERS.

NOTE 2: Head dimensions for the mounting screws should not exceed the following dimensions: Diameter 5.7 x thickness 2.7mm Max.

3.0Ø (See Notes 1 & 2)

THIS DOCUMENT AND ITS CONTENTS ARE THE PROPRIETARY CONFIDENTIAL PROPERTY OF INTERPOWER CORPORATION. NO USE OR COPIES MAY BE MADE WITHOUT WRITTEN PERMISSION FROM INTERPOWER CORPORATION.				DIMENSIONS IN MILLIMETERS		TITLE 10A Argentina Panel Mount Receptacle	
				DRAFT BY: ATS/DEG		DATE: 07/15/16	
				DRAFTING APPROVAL: DDF		DATE: 08/01/16	
A	Introduction of new part to product line.	DDF	08/01/16	MATERIAL:		DD NOT SCALE	INTERPOWER CORPORATION
REV	CHANGE DESCRIPTION	INITIALS	DATE			SHEET 1 OF 1	