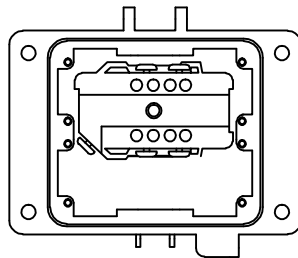
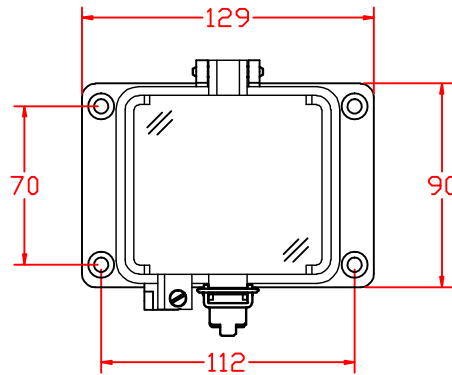


Front



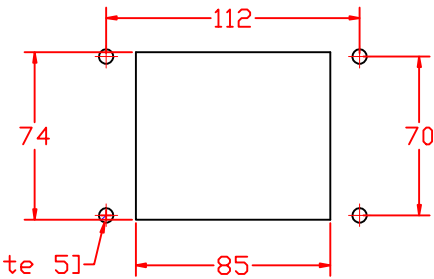
Back

NOTE:

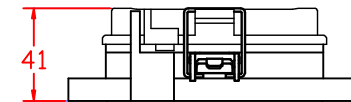
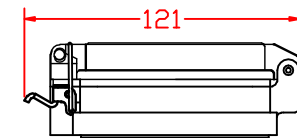
- 1.) HOUSING INSERTS COMPONENT LOCATIONS ARE APPROXIMATE.
- 2.) HOUSINGS ARE UL RECOGNIZED TYPE 4 MINIMUM OTHER ENVIRONMENTAL RATINGS MAY APPLY.
- 3.) FINAL ASSEMBLIES: UL RECOGNIZED, CSA, AND CE MAY APPLY CONSULT FACTORY.
- 4.) COVERS: CLEAR, UL V0 FLAME RATING, & UV RATED.

5.) Recommended diameter for thru-hole (screw/nut combination) hardware mounting method. Other methods will require holes with different dimensions and parameters.

PANEL CUTOUT



ø6.0(x4)[See note 5]



THIS DOCUMENT AND ITS CONTENTS ARE THE PROPRIETARY CONFIDENTIAL PROPERTY OF INTERPOWER CORPORATION. NO USE OR COPIES MAY BE MADE WITHOUT WRITTEN PERMISSION FROM INTERPOWER CORPORATION.

DIMENSIONS IN MILLIMETERS

TITLE NEMA 5-20R Duplex
NEMA 5-20R Duplex

DRAFT BY: JPC **DATE:** 11-16-2006

PART NUMBER: 88051030

DRAFTING APPROVAL: JPC **DATE:** 11-16-2006

MATERIAL:

DD NOT SCALE

INTERPOWER CORPORATION

SHEET 1 OF 1

REV	CHANGE DESCRIPTION	DATE	INITIALS
A	Added dimension information to cutout screw holes and note 5.	3/26/12	DDF