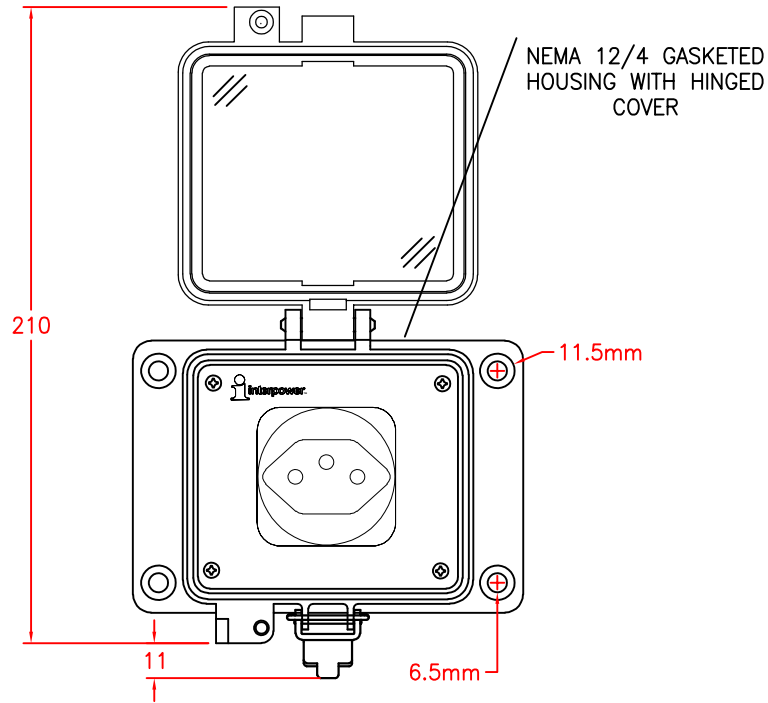
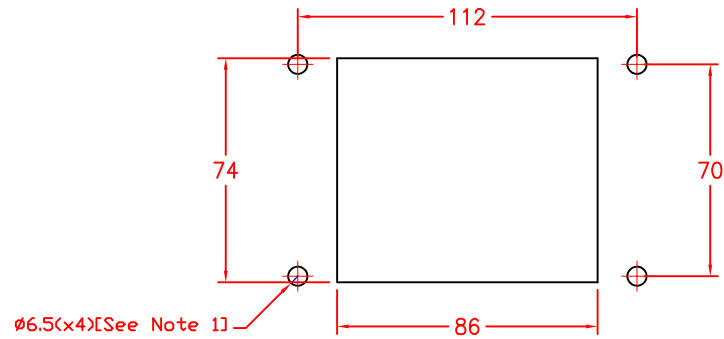


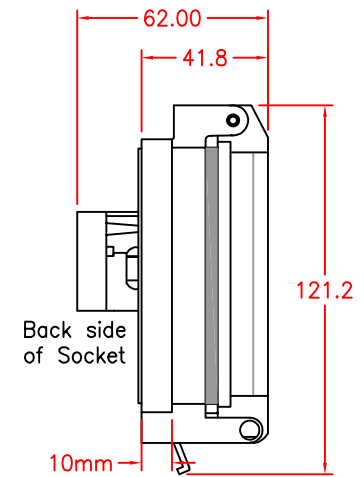
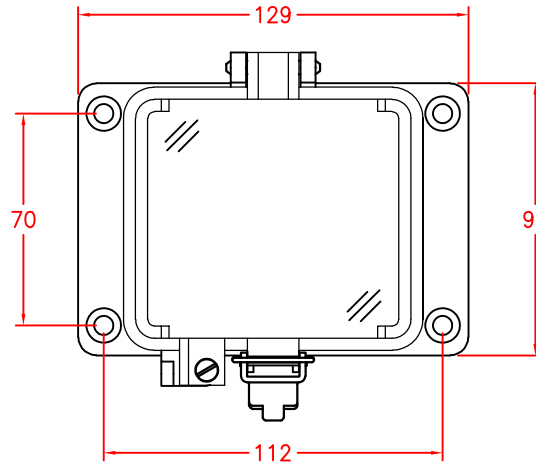
PANEL CUTOUT



NOTE: Screw recess is 5.3mm deep



Note 1: Recommended diameter for thru-hole (screw/nut combination) hardware mounting method. Other methods will require holes with different dimensions and parameters.



THIS DOCUMENT AND ITS CONTENTS ARE THE PROPRIETARY CONFIDENTIAL PROPERTY OF INTERPOWER CORPORATION. NO USE OR COPIES MAY BE MADE WITHOUT WRITTEN PERMISSION FROM INTERPOWER CORPORATION.

DIMENSIONS IN MILLIMETERS

DRAFT BY: DDF DATE: 11/3/2020

DRAFTING APPROVAL: DDF DATE: 11/3/2020

MATERIAL:

DO NOT SCALE

SHEET 1 OF 1

TITLE Swiss Socket w/box

PART NUMBER: 88052141

INTERPOWER CORPORATION

REV	CHANGE DESCRIPTION	DATE	INITIALS
A	Replacement for 88052140; socket style change.	11/3/20	DDF